

# Circle C Stepping Stones Activity Pages

## Content

The Circle C Stepping Stones books and activities guide can be used as a reading curriculum. The activities cover a wide range of historical and language arts-related topics.

- ⇒ Language arts: vocabulary, reading comprehension, poetry (cinquains), alphabetizing, similes, word puzzles, cursive writing, “roundups” word mine, write a short story, homophones, Spanish
- ⇒ Geography: map of the Circle C ranch, circus train routes, map of Mexico
- ⇒ History: horses, ranching, old-fashioned circuses, telegrams, the trapeze, roundups, the first cowgirl, 1877 schoolyard games, stagecoach robbers,
- ⇒ Math and science: trout, trout math, arm bones, splints, five senses, circus snack math, cowgirl math, invisible pond life, the four seasons, pneumonia, the lungs
- ⇒ Character and Bible: character traits—obedience, compassion, trust, enthusiasm, determination; Bible verse bookmarks; Ten Commandments
- ⇒ Hand’s-on activities: doughballs (fish bait), mazes, tin-can stilts, Morse code, cursive writing, create a Wanted poster
- ⇒ Music: ballads, “The Flying Trapeze”
- ⇒ Answer keys

## Pacing the Activities

Each book’s activities take twenty-one days to complete.

The (optional) Circle C Stepping Stones lapbook packet adds to each book seven unique learning opportunities not covered in this activity guide. It stretches each book’s goals to twenty-eight days. It is available in Ebook (\$12.00) or full-color printed packet (\$24.00) from [www.CircleCSteppingStones.com](http://www.CircleCSteppingStones.com).

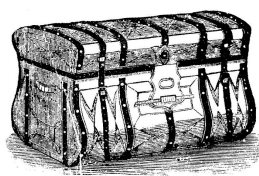
Assignments are scheduled by the day rather than by week, so you can use either a four-day or a five-day school week.

**Note:** You have permission to copy as many pages from this study guide as you desire for your home or classroom. Not for resale.

Enjoy the adventure!

*Susan Marlow*





## Schedule for Book 4: **Andi to the Rescue**

\*Indicates an optional activity found in the *Andi to the Rescue* lapbook.  
(Lapbook activities **can be skipped** or purchased at [CircleCSteppingstones.com](http://CircleCSteppingstones.com).)

<i>To the Rescue</i>	Day 1	Day 2	Day 3	Day 4
Book	New Words & Chapter 1	Chapter 2	_____	Chapter 3
Activities	Page 83 # 1-6	Page 83 # 7-11	* <i>Lapbook ch. 1-2 &amp; cover</i>	Page 83 # 12-15
<i>To the Rescue</i>	Day 5	Day 6	Day 7	Day 8
Book	_____	_____	Chapter 4	_____
Activities	Pages 84-85	Pages 86-87	Page 88 # 1-6	* <i>Lapbook activity for chapters 3-4</i>
<i>To the Rescue</i>	Day 9	Day 10	Day 11	Day 12
Book	Chapter 5	Chapter 6	_____	_____
Activities	Page 88 # 7-10	Page 88 # 11-14	* <i>Lapbook activity for chapters 5-6</i>	Pages 89-90
<i>To the Rescue</i>	Day 13	Day 14	Day 15	Day 16
Book	_____	Chapter 7	Chapter 8	_____
Activities	Pages 91-93	Page 94 # 1-5	Page 94 # 6-11	* <i>Lapbook activity for chapters 7-8</i>
<i>To the Rescue</i>	Day 17	Day 18	Day 19	Day 20
Book	Chapter 9	_____	_____	Chapter 10
Activities	Page 94 # 12-16	Pages 95-97	Pages 98-99	Page 100 # 1-7
<i>To the Rescue</i>	Day 21	Day 22	Day 23	Day 24
Book	_____	Chapter 11	Chapter 12	_____
Activities	* <i>Lapbook activity for chapters 9-10</i>	Page 100 # 8-12	Page 100 # 13-18	* <i>Lapbook activity for chapters 11-12</i>
<i>To the Rescue</i>	Day 25	Day 26	Day 27	Day 28
Book	_____	_____	History Fun	_____
Activities	Pages 101-103	Pages 104-105	Page 107	* <i>Lapbook activity for History Fun</i>

## **Andi to the Rescue Chapters 1-3**

Answer the questions about what you have read.

### **Chapter 1: Poor Miss Hall**

1. Write the current year. \_\_\_\_\_ Write the year this story takes place. \_\_\_\_\_
2. The story, *Andi to the Rescue*, takes place how many years ago? \_\_\_\_\_
3. It's too cold to play marbles with Cory, so Andi jumps rope instead. She wants to jump more times than Mary Ellen. What stops her?  
A. a rainstorm      B. an accident      C. a missed jump      D. a bully
4. Who falls down the school steps? \_\_\_\_\_
5. Why is Andi's sister Melinda not at school?  
A. She is sick at home.    B. She works in town.    C. She's away at school in San Francisco.
6. Sarah sends Andi to run and get someone to help. Who? \_\_\_\_\_

### **Chapter 2: Sick?**

7. What kind of injury does Miss Hall have? \_\_\_\_\_
8. What keeps Andi from riding all over the ranch with Taffy? \_\_\_\_\_
9. True or false? Andi hears the good news that school will stay closed until the New Year.
10. Circle the tricks Andi uses in order to stay home from school.  
stays in bed • coughs • sneezes • sniffles • faints • makes her face hot
11. *Think for yourself.* Have you ever tried to get out of something by pretending to be sick?  
YES • NO (circle one) If you answered yes, what did you do? \_\_\_\_\_

\_\_\_\_\_

Did it work? YES • NO Was it honest? YES • NO What happened? \_\_\_\_\_

\_\_\_\_\_

### **Chapter 3: Substitute Teacher**

12. Andi's father is not present in any of the Circle C books. Why not? \_\_\_\_\_
13. Circle the things Mother does to help Andi feel better about going to school today.  
She lets Andi drive the horse. • She tells Andi she can stay with Justin at his office.  
She lets Andi start the fire. • She won't ask Andi any questions when her class is called.
14. What is the name of the biggest bully in town? \_\_\_\_\_
15. What surprise does Andi get when her friends find out Mother is the teacher today?  
\_\_\_\_\_

## Vocabulary Words for Chapters 1-3

**Part 1:** Draw a line between the words and their meanings. (See pages 7-8 in the book.)

**aggie**

- to move slowly and waste time

**carriage house**

- a marble made from a certain type of stone called an agate

**dawdle**

- small pieces of wood that catch fire easily

**kindling**

- a garage-like place to keep buggies and carriages

**Part 2:** Three of the words above are **nouns**. A **noun** names a person, a place, or a thing.

Sometimes you can draw a picture of a noun.

List each noun from the new words above. Then draw a picture of the noun in the box.

1. \_\_\_\_\_ 2. \_\_\_\_\_ 3. \_\_\_\_\_

4. One of the words above is a **verb**. A verb usually shows some kind of action.

Which new word above shows action (doing something)? \_\_\_\_\_

**Part 3:** Each underlined word below comes from chapters 1-3 . Circle the best meaning for each word.

1. A loud scream broke Andi's concentration.

*Concentration* means . . . daydreaming • irritation • attention

2. Miss Hall came barreling out of the schoolhouse.

*Barreling* means . . . running fast • rolling • tripping

3. The judge might even bang his gavel, which would embarrass Justin and frighten Andi.

*Gavel* mean . . . a clenched fist • a small hammer • a rolled-up newspaper

4. Andi yanked her red wool coat from the wardrobe.

*Wardrobe* means . . . a large trunk • a standing clothes closet • a walk-in closet

## The Four Seasons

The Circle C Stepping Stones books take place over a time period of one year. Andi has adventures during spring, summer, autumn (fall), and almost into winter.

A year is divided evenly between the four seasons. If there are twelve months, how many months will you find in each season? \_\_\_\_\_

Andi lives in California, so she doesn't see big changes in weather between some of the seasons. Fall is rainy, but so is winter. Spring is warm, and summer is hot. She has never seen snow. A state like Florida or Arizona would not see many changes either.

In other parts of the country, however, you can see big changes between the seasons. Match the seasons with their descriptions:

- |                        |   |
|------------------------|---|
| _____ 1. Spring        | A. snow on the ground; no leaves on trees; ice, wind, and rain    |
| _____ 2. Summer        | B. new leaves; cool rain; a few flowers and green grass           |
| _____ 3. Autumn (fall) | C. long sunny days; warm or hot temperatures; brown grass         |
| _____ 4. Winter        | D. red, orange, yellow leaves fall from trees; cooler days; rainy |


The twelve months below are mixed up. Put the months that go with each season into the boxes below. Think carefully! **March, December, June, October, November, July, April, February, November, January, May, August**



Spring




Summer

Autumn




Winter


## 1877 Schoolyard Games



Jump rope: Andi loves to jump rope. The girls in her class love to jump too. But the boys don't. This sounds strange because jumping rope in ancient times (like in ancient Egypt) was a boys-only game. Girls were not allowed to jump rope back then.

Jumping rope is fun! You can jump by yourself with a short rope, but it is more fun to jump with friends. This requires a long rope and at least two other people. Everybody takes turns holding the two ends and twirling the rope at a steady pace.

Jump rope chants: It is fun to jump rope when everybody is chanting a little rhyme. The rhyme usually has instructions for the jumper. Here are two chants to try.

"Mabel, Mabel, set the table. Don't forget the salt and pepper." At the word *pepper*, the rope turns faster ("hot peppers") until the jumper trips. Their turn is over at this point.

"Teddy bear, Teddy bear, turn around. (*Spin around while jumping.*)

Teddy bear, Teddy bear, touch the ground. (*Bend down and touch the ground while jumping.*)


Teddy bear, Teddy bear, go upstairs. (*Step high like going up stairs while jumping.*)

Teddy bear, Teddy bear, say your prayers. (*Fold hands and close eyes while jumping.*)

Teddy bear, Teddy bear, show your shoe. (*Give a high kick while jumping.*)

Teddy bear, Teddy bear, that will do." (*Run out from under the rope without getting tangled.*)

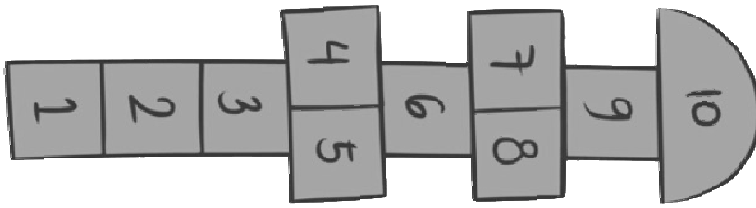
Jacks: This game is very old and was played in ancient Greece. Instead of small metal pieces, children used tiny sheep bones. The game was called "knucklebones."



Jacks rules: Jacks is an easy game to learn but tricky to play. You need a small bouncy ball, ten jacks, and a hard, level surface.

1. Scatter the jacks onto the hard surface. (A wooden floor makes a great surface.)
2. Throw the ball straight up, just high enough to give you time to pick up a jack. The ball can bounce once. Pick up one jack (onesies) and catch the ball—all with the same hand. Put the jack in your other hand and pick up the rest of the jacks one by one.
3. When you have picked up all ten jacks, scatter them again, but this time pick up two jacks at a time (twosies). Keep going like this until you get to ten jacks (tensies) at once.
4. There are other rounds to the game of jacks, like "over the fence," "eggs in the basket," or "pigs in a pen." Go to [www.wikihow.com/play-jacks](http://www.wikihow.com/play-jacks) to learn more.

## More Schoolyard Games



Hopscotch: Thousands of years ago, Roman soldiers played hopscotch to test their strength, speed, and balance. Sometimes they carried heavy weights while playing. To play hopscotch,

draw a hopscotch design on the cement surface. Follow the pattern here, but make it large enough so your entire foot can fit into each numbered space as you hop. The spaces need to be big enough so the rock doesn't bounce or roll out too quickly when you throw it.

Hopscotch rules: You need a piece of chalk, a smooth sidewalk or driveway, and a small rock (or beanbag) to throw into each square. You can play by yourself or with others.

1. The first player throws a stone (or small beanbag) into space number 1. It must land without touching the border or bouncing out. If you miss, you go to the end of the line.
2. Hop on one foot on numbers 2 and 3. On numbers 4 and 5 (and 7 and 8) you can jump with both feet. Continue to number 10. If you miss or step on a line, you are out.
3. Ten is a rest stop, where you can regain your balance and turn around. Now hop back the other way.
4. When you get to your stone, pick it up (still on one foot!), hop in that square, and finish. Hand the stone to the next player.
5. On your next turn, throw the stone into square 2 and repeat. You must hop over the square that holds your stone. Keep doing this until you get all the way to 10.

Red rover: This game is not as ancient as the other games. It began in the 1800s in England and found its way to Australia, Canada, and the United States. Cory and the other boys love this game. Andi and the other girls don't play. It's a rough game.

Red rover rules: You need at least ten players—five on a team. The two teams line up across from each other and stand at least fifty feet away from the other team. The team members clasp hands and hang on tight.

1. Whichever team goes first decides who they want to come and try to break through their line. They yell, "Red rover, red rover, send [a player] on over."
2. The player runs as fast as he can and tries to break through the line. If he succeeds, he takes a player back with him to his team. If he does not break through, he stays with the new team. The game ends when there is only one player left on a team.

## Andi to the Rescue Chapters 4-6

Answer the questions about what you have read.

### Chapter 4: Bully

1. Johnny Wilson is up to his old tricks. What two nasty things does he shoot at Andi?  
\_\_\_\_\_
2. True or false? (circle one) Mother is very impressed with Johnny's peashooter.
3. Who surprises Andi by turning the jump rope during recess? \_\_\_\_\_
4. Which subject does Cory dislike so much? \_\_\_\_\_
5. Mother reaches into the desk drawer and pulls out a: bullfrog • snake • cricket • ruler
6. True or false? By the end of the day, Andi is happy that Mother is teaching her class.

### Chapter 5: A Big Mistake

7. Who do the two men think Mother is? \_\_\_\_\_
8. Paco says "*mucho gusto*" to Andi. What does *mucho gusto* mean?  
A. Stop talking.      B. Don't be afraid.      C. Nice to meet you.
9. *Think for yourself.* Why do you think Mother did not fix the big mistake the men made by mistaking her for Miss Hall? \_\_\_\_\_  
\_\_\_\_\_

10. The "setting" is where the story takes place. The last page of chapter 5 describes a new setting for Andi. Reread the last page.

What is this new setting?  
\_\_\_\_\_

Draw and color a picture of the new setting based on what you read.



### Chapter 6: Gentleman Outlaw

11. Name the three outlaws by reading the clues.  
I am a Mexican man. The little girl rode with me up to the cabin. \_\_\_\_\_  
I am the boss and a gentleman outlaw. I have nice manners. \_\_\_\_\_  
I have a real name besides Scruffy-face. I pointed a gun at my captives. \_\_\_\_\_
12. Where has Mother seen Boss's face before? \_\_\_\_\_
13. What does the gentleman outlaw want Mother to do? \_\_\_\_\_
14. Why is Andi there?    to help with the work • by accident • to keep Mother company



## Vocabulary Words for Chapters 4-6

**Part 1:** Fill in the correct word from the New Words on pages 7-8. Clues are given.

1. "Better get plenty of shut-eye," Boss said. "Sí, \_\_\_\_\_." Paco put Andi down.  
(the Spanish word for "boss")
2. Mother talked like she knew how to handle  
\_\_\_\_\_ boys.  
(naughty; not well-behaved)
3. Andi looked around at the dark shadows. No \_\_\_\_\_  
in sight. (an outside toilet; an outhouse)
4. Mother lifted her chin and asked, "Do you plan to  
\_\_\_\_\_ us?"  
(to demand money to return captives to their family)




**Part 2:** Use the clues to find nine vocabulary words from chapters 4-6. The words can be forward, backward, across, up and down, or diagonal.

### Word Box

smirked rap muffled dread annoyed smear bristly scanty scoundrel


### Clues

- a sharp blow or knock
- a sound that is covered in some way to be quiet or not clear
- a dishonest or good-for-nothing person
- smiled in a mean (or silly) way
- not enough of something
- to think about with great fear
- to spread something carelessly
- irritated or upset
- stiff and prickly



## Stagecoach Robbers

A stagecoach was a type of traveling vehicle during the 1800s. The coach was pulled by four or six horses over deserts, mountains, and other rough parts of the countryside. It bumped and jolted all over the place. Stagecoaches were built to carry about twelve passengers, but sometimes the driver stuffed twenty or more people inside and up on top!




In *Andi to the Rescue*, Will Benton, Paco, and Eli are stagecoach robbers. They can also be called **road agents**, **highwaymen**, or **bandits**. Whatever you call them, they were outlaws who stole the money box on the stagecoach and also robbed the passengers. Many robbers liked to hide in the mountains and wait for the stagecoach. It had to slow down to go around the twisty mountain curves. This was a perfect place to jump out of hiding and point a rifle at the driver!

Will, Paco, and Eli are made-up characters, but there were many famous, real-life stagecoach robbers in California. (You will read about one in the History Fun section at the back of this book.)

One creative fellow was called **Johnny Behind the Rocks**. He liked to roll boulders down a hill to smash an approaching stagecoach. He thought it would be easy to pick up the loot from a wrecked coach. His timing was not very good, though. He usually missed his targets.

Sometimes a whole family took part in stagecoach robbing. The **Gassaway Gang** included a husband and wife, three sons, and a daughter. Nobody knows why they decided to start robbing stagecoaches. Nobody knows how many robberies they tried or how many failed. The mother would hide behind a huge rock formation above the American River and wait for a stagecoach to pass by. She had a very good view up there! When she saw a stagecoach coming near, she signaled to her family with a mirror. The rest of the family held up the stagecoach and robbed the passengers. The Gassaways hid their loot in caves or buried it in the area.

Most stagecoach robbers eventually found their faces on Wanted posters all over the west. They were real pests, and the law tried hard to catch them. The roads were not safe with these outlaws running around.



## Create a Wanted Poster

Create a Wanted poster for one of the outlaws in the story or one you read about on the other page (or make one up). Draw a picture of the stagecoach robber. Add his (or her) name, the dollar amount for the reward, and the crime. Decide if the bandit should be brought in dead or alive.

Now, peel a light-brown crayon and color the poster. Cut it out, crinkle it, and then smooth the poster out. Now the poster looks old!





## Homophones

*Homophones* are two or more words that sound alike but have different meanings and spellings. Our English language is full of homophones. Other languages also have homophones (like German and Korean) but not nearly as many as in English. The tricky thing about English homophones is that you can't figure out the meaning of the spoken word unless somebody uses it in a sentence. (You can't spell the word correctly, either, unless it is used in a sentence.) For example, if I say the word "cat," you know what I mean. But if I say the word "sun" (in the sky), how do you know I don't mean "son" (a male child)?

Are you a good speller of homophones? The sentences below have been taken out of chapters 4-6. Can you figure out the different meanings of the homophones? Write the word that correctly completes each sentence.

1. "Set the girl down and \_\_\_\_\_ see \_\_\_\_\_ to the horses," Will said. (sea, see)
2. "Is there someplace \_\_\_\_\_ I can put her to bed?" (where, wear)
3. "I expect you'll make \_\_\_\_\_," Mr. Benton said. (do, due)
4. Rain and wind \_\_\_\_\_ in through the opening. (blue, blew)
5. Mother covered Andi's mouth. "\_\_\_\_\_ even when we're alone." (not, knot)
6. "I don't like it \_\_\_\_\_," Andi told Mother. (hear, here)
7. "We don't \_\_\_\_\_ to be afraid of \_\_\_\_\_." (knead, need) (him, hymn)
8. Andi \_\_\_\_\_ Mr. Benton poking the fire. (heard, herd)
9. "What if Mr. Benton makes you leave me \_\_\_\_\_ myself?" Andi asked. (buy, by)
10. "What if he makes you go back out \_\_\_\_\_?" (there, their)
11. Mother promised to stay \_\_\_\_\_ by Andi. (write, right)

**Look back at the homophones. Figure out the correct homonym using the clues.**

- |  |  |
|--|--|
| 12. You do this to bread dough. <u>knead</u> | 17. This is a color. _____             |
| 13. You do this at the store. _____          | 18. You use your ears for this. _____  |
| 14. You use a pencil for this. _____         | 19. A church song. _____               |
| 15. Another word for ocean. _____            | 20. The opposite of wrong. _____       |
| 16. You can tie a string into this. _____    | 21. A group of horses or cattle. _____ |

## Andi to the Rescue Chapters 7-9

Answer the questions about what you have read.

### Chapter 7: The Trunk

1. When Andi wakes up, her senses of seeing and hearing get right to work. Name two things Andi sees right away. \_\_\_\_\_  
Name two things she hears. \_\_\_\_\_
2. Mother thinks Mr. Benton is a gentleman, even though he is an outlaw. Circle the things he does that show his kindness. • He warms Andi's shoes and socks by the fire. •  
• He laughs a lot. • He fixes breakfast for them. • He lets them leave. • He is polite.
3. Why is there only one horse in the lean-to? \_\_\_\_\_
4. What does Mr. Benton pull out of his old trunk? \_\_\_\_\_
5. *Think for yourself.* Who is Caroline? \_\_\_\_\_

### Chapter 8: No Place to Go

6. Look back at question #5. Were you right? Who is Caroline? \_\_\_\_\_
7. *Think for yourself.* Andi asks Mr. Benton, "Where is Caroline now?" Mr. Benton doesn't answer. What do *you* think happened to Caroline? \_\_\_\_\_  
\_\_\_\_\_
8. What chore does Andi offer to do? A. feed the horses B. bring in water C. bring in wood
9. Mr. Benton warns Andi about "cats." What does he mean? \_\_\_\_\_
10. Name two reasons Mr. Benton wants to learn to read.  
\_\_\_\_\_
11. What does Mr. Benton call Andi? \_\_\_\_\_

### Chapter 9: The Letter

12. What does Mr. Benton do that makes Andi want to hug him? A. He lets her go riding.  
B. He makes her a special treat. C. He tells her a story. D. He lets her explore his trunk.
13. Andi finds a china doll. To whom does the doll belong? \_\_\_\_\_
14. Who interrupts Andi's fun with the trunk? \_\_\_\_\_ and \_\_\_\_\_
15. Why has Mr. Benton picked this particular time to learn to read? \_\_\_\_\_  
\_\_\_\_\_
16. Andi learns another reason why Mr. Benton wants to learn to read. What is it?  
\_\_\_\_\_

# The Ten Commandments

In chapter 9, Mr. Benton is very excited to have “Miss Hall” teach him to read. He winks at Mother and says, “By then [spring] I’ll most likely have learned enough to read the Good Book from cover to cover.” Andi thinks it’s a good idea if Mr. Benton learns to read the Bible. He can read the commandment about not stealing.

The commandment Andi is thinking about comes from Exodus 20 in the Bible—“Thou shalt not steal.” (*Thou* is an old English word that means “you.”) You have probably heard the account of Moses leading God’s people out of Egypt. God delivered them with many mighty acts and led them to Mt. Sinai. There God wrote the Ten Commandments on stone tablets.



These commandments are for everyone. Cut out the commandments and put them in order from 1 to 10. (Read Exodus 20 to learn the correct order.) Then cut out the “tablets” and memorize the Ten Commandments.

You shall not make any graven images.

Honor your father and your mother.

You shall not bear false witness (lie).

Remember the Sabbath day, to keep it holy.

You shall not commit adultery.

You shall have no other gods before Me.

## “I am the Lord your God . . .” Exodus 20

**1-5**

**6-10**

You shall not kill (murder).

You shall not take the name of the Lord God in vain.

You shall not covet (want something that is not yours).

You shall not steal.





## Vocabulary Words for Chapters 7-9

**Part 1:** Draw a line between the words and their meanings. (See pages 7-8 in the book.)

**lean-to**

- a life-threatening illness that attacks a person's lungs

**loot**

- stolen goods

**obliged**

- a small shed or shelter with three walls and a slanting roof

**pneumonia**

- a large blanket or waterproof cloth with a slit in the middle for a person's head to go through

**poncho**

- a reminder of an event; a keepsake

**souvenir**

- grateful; to owe someone a favor

**venison**

- deer meat

**Part 2:** Match the words with their definitions. Look on the book page numbers if you need help.

1. I armed (p. 58)
2. \_\_\_\_\_ to fetch (p. 58)
3. \_\_\_\_\_ lickety-split (p. 59)
4. \_\_\_\_\_ alert (p. 61)
5. \_\_\_\_\_ hobbled (p. 61)
6. \_\_\_\_\_ rummaged (p. 61)
7. \_\_\_\_\_ a mite (p. 66)
8. \_\_\_\_\_ an outlaw (p. 65)
9. \_\_\_\_\_ gleamed (p. 70)
10. \_\_\_\_\_ an intention (p. 73)
11. \_\_\_\_\_ desperate (p. 74)



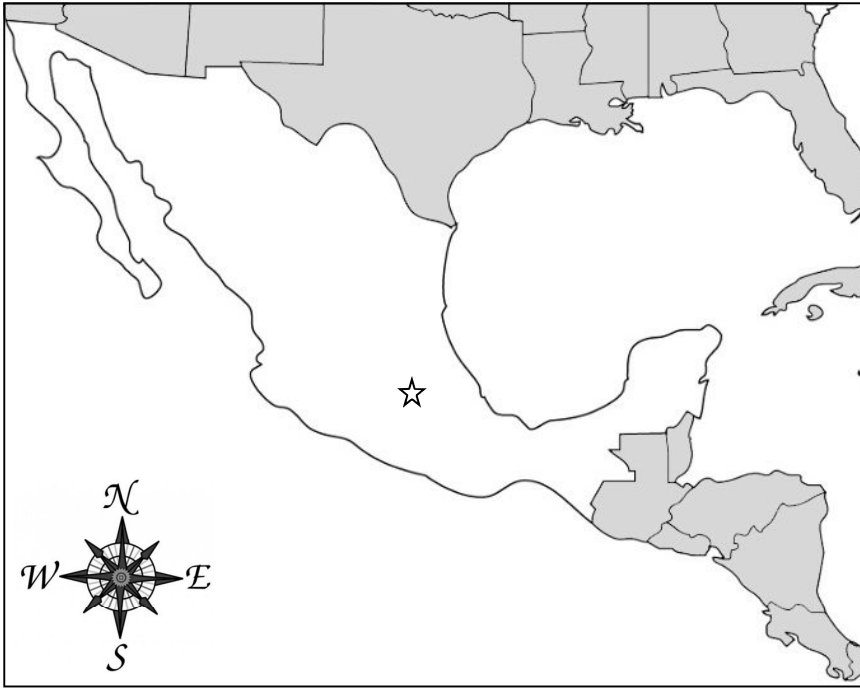
CAROLINE

- A. to go get something
- B. limped; stumbled
- C. a tiny thing
- D. a plan or goal
- E. to move very quickly
- F. dug around; searched
- G. frantic; determined
- H. attentive; watchful
- I. ~~carrying a weapon~~
- J. a bandit; a criminal
- K. shone brightly

# Mexico

A number of characters from the Stepping Stones books are Mexicans. Luisa is the Carters' housekeeper. Diego is one of the Circle C ranch hands. In *Andi to the Rescue*, we meet another Mexican character, Paco. He is a stagecoach robber.

All of these characters come from the country of Mexico. The full name of this country is the United Mexican States. Mexico lies just south of the United States of America.



This is a map of Mexico. Use this map and the compass rose in the corner to label it according to the directions.


1. Color Mexico yellow.
2. The Pacific Ocean lies to the west of Mexico. Label it.
3. The Gulf of Mexico lies to the east of Mexico. Label it.
4. Four states border Mexico on the north. From east to west they are Texas, New Mexico, Arizona, and California. Label

TX for Texas, NM for New Mexico, AZ for Arizona, and CA for California.


5. The capital of Mexico is Mexico City. Color the star red and label it Mexico City.
6. The long piece of land in northwest Mexico is a peninsula. A peninsula is a piece of land almost completely surrounded by water. (An island is a piece of land *completely* surrounded by water.) Label the peninsula Baja California.
7. Another peninsula sticks out into the Gulf of Mexico. Label it Yucatan.

This is the flag of Mexico. Color it according to the directions.

The left-hand side is green. The middle part is white. The right-hand side is red. The bird is brown. It stands on a green cactus eating a brown snake.



## Spanish



The people who live in Mexico are called Mexicans. They are a mixture of Europeans from Spain and the people who lived in Mexico from the ancient past—the Aztecs and Mayans. The Aztecs lived in central Mexico, and the Mayans lived in southern Mexico. The two people groups built great civilizations (first the Mayans, then the Aztecs), but both were eventually conquered by the Spaniards in the early 1500s.

The Spaniards settled in Mexico, which is the reason Spanish is the main language. Many other native languages are spoken too, especially in the countryside and small villages.

Andi speaks Spanish because she has heard it all her life. When you are young, learning a new language is like learning your first language, English. You hear it and just know it.

Spanish is not a hard language to learn even if you are older. Here are a few easy words. You already know *jefe*, which was a new word for chapters 4-6. Do you remember what *jefe* means? \_\_\_\_\_

See if you can figure out the Spanish words using the clues below. The way to say the words comes with the clues. Practice saying the words out loud. The English words are in the box. Have fun!

A. yes    B. Nice to meet you.    C. cowboy    D. How are you?    E. no  
F. Jesus loves me.    G. "Good-bye!"    H. Good morning.    I. cat

1. On page 43, Paco says "*mucho gusto*" (MOO-cho GOOS-toe) to Andi. \_\_\_\_\_ B
2. On page 51, you can find the word *sí* (see). It means the opposite of no. \_\_\_\_\_
3. The easiest Spanish word is *no*. It means the same in English and Spanish. \_\_\_\_\_
4. Diego is a *vaquero* (bah-CARE-oh). He works on the Circle C ranch. \_\_\_\_\_
5. Andi says, "*Buenos días*" (BWAY-nos DEE-us) every morning to greet Luisa. \_\_\_\_\_
6. When Andi doesn't feel well, Luisa might ask, "*¿Cómo estás?*" (CO-mo es-TAWS) \_\_\_\_\_
7. Andi says, "*¡Adiós!*" (ah-dee-OHS) when she is done playing and goes home. \_\_\_\_\_
8. "*Cristo me ama*" (CREES-toe may AH-mah) is the most important truth Andi will ever learn from the Bible. \_\_\_\_\_
9. A *gato* (GAH-toe) says "meow." \_\_\_\_\_

## **Andi to the Rescue Chapters 10-12**

Answer the questions about what you have read.

### **Chapter 10: Into the Woods**

1. How long have Mother and Andi been held captive? \_\_\_\_\_
2. What does Mother want Andi to do? \_\_\_\_\_
3. True or false? (circle one) Andi is eager to do whatever Mother asks her to do.
4. How long does Mr. Benton plan to keep his captives?  
A. all winter    B. a few more days    C. until summer    D. until Christmas
5. What two things does Mother give Andi to help her on her way?  
\_\_\_\_\_
6. Andi's goal is to find the \_\_\_\_\_ and follow it downhill.
7. Andi piles branches in the shape of what letter? \_\_\_\_\_ Why does she do this?  
\_\_\_\_\_

### **Chapter 11: Follow the Creek**

8. *Think for yourself.* Andi is not sure which animals use the trail that runs alongside the creek. Name some animals you think she might have met. \_\_\_\_\_
9. Which animal did Andi end up meeting?    mountain lion • fox • bear • deer • rabbit
10. Andi is surprised by something she has never seen before. What is it? \_\_\_\_\_
11. True or false? Andi throws away the rest of her breakfast because it is soggy.
12. What does Andi see in the clearing?    sheep • a ranch house • four riders • a deer

### **Chapter 12: Outlaw Friend**

13. Who finds Andi? \_\_\_\_\_
14. True or false? (circle one) The men on horseback stay near the creek, just like Andi did.
15. Andi has a big worry when she sees Justin tighten his gun belt. What is her worry?  
A. The nice outlaw, Mr. Benton, might get shot.  
B. Mother might get caught in the crossfire.  
C. The outlaws might shoot her brothers.
16. Why does Andi run back to the cabin? \_\_\_\_\_
17. Andi makes a big mistake. What is it? \_\_\_\_\_
18. Who saves Andi's life?    A. Mother    B. Sheriff Tate    C. Mr. Benton    D. Chad

## Bible Verse Bookmarks

In chapters 10-12, Andi is asked to do something she is afraid to do—go into the woods on her own and bring back help. She is alone, or so she thinks. However, Andi knows Bible verses that should remind her that no matter where she goes, God is with her.


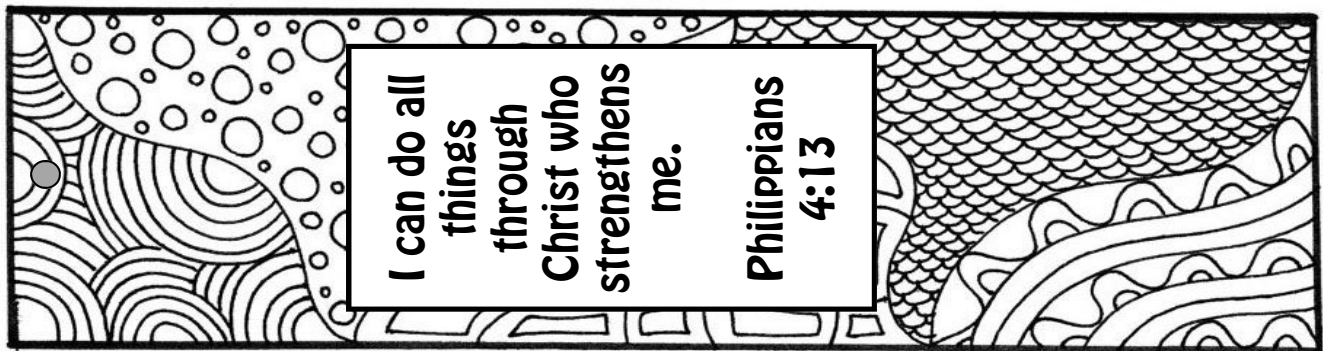
It's hard to remind yourself of the promises in God's Word if you don't put any verses into your memory. Andi has a quick mind and learns Bible verses fast. She remembers them too. One of her favorite verses is Philippians 4:13, "I can do all things through Christ who strengthens me." It's likely that she was whispering that verse to herself during her long day following the creek into the valley. That verse would help her to not give up.

Andi also likes Matthew 28:20, "Lo, I am with you always, even unto the end of the world."

What about you? Do you have a favorite Bible verse you have put into your memory? If so, write it in ink in your best handwriting on the blank bookmark below. If you don't have a favorite verse, find one and copy it onto the bookmark. Read it every day. Soon, that Bible verse will be in your head for good.

Follow these steps to make the bookmarks. (Make copies of this page if you like.)

1. Tear out this page from the activity guide.
2. Carefully color the bookmarks with brightly colored pencils. Write your favorite verse.
3. Cover each bookmark with a strip of heavy-duty, clear packing tape or clear laminate.
4. Turn the page over and cover the backsides of the bookmarks with the packing tape.
5. Cut out the bookmarks. Punch a hole at the top for a narrow ribbon. Learn the verses.






## Vocabulary Words for Chapters 10-12

Match the words with their definitions. Look back on the book page numbers if you need help.

- |                                |  |
|--------------------------------|--|
| 1. <u>C</u> unsheathed (p. 86) | A. gunfire coming from more than one direction |
| 2. _____ clasped (p. 89)       | B. a small hill or rise                        |
| 3. _____ mound (p. 93)         | C. removed from the cover                      |
| 4. _____ gurgling (p. 93)      | D. curled up and fell                          |
| 5. _____ crumpled (p. 93)      | E. determined; willful                         |
| 6. _____ stubborn (p. 97)      | F. quiet bubbling                              |
| 7. _____ crisscrossed (p. 98)  | G. overlapped or crossed over                  |
| 8. _____ crossfire (p. 99)     | H. held tightly; gripped                       |



*a knife and its sheath*

### Alphabetical Order

Putting words into alphabetical (ABC) order is not hard. Especially if the alphabet is written out where you can easily see the order of the letters, like this:

A B C D E F G H I J K L M N O P Q R S T U V W X Y Z

To put words into ABC order, you start by looking at the **first letter** of each word. If each word begins with a different letter, it's easy to write them in ABC order. Do this for list #1. What if the words all begin with the same letter? Look at list #2. These are words that all begin with the letter C. How do you put *these* words into ABC order? If the first letters are the same, you look at the second letters. If the second letters are the same, you look at the third. It can get tricky! Look at the example below, then put the words in list #2 in order.

#### List 1

unsheathed  
mound  
gurgling  
stubborn

#### Example

greedy  
ground  
God  
grapes

#### List 2

crumpled  
clasped  
crisscrossed  
crossfire

_____	_____ God _____	_____
_____	_____ grapes _____	_____
_____	_____ greedy _____	_____
_____	_____ ground _____	_____

## Pneumonia

In chapter 9, Mr. Benton won't let Andi go outside in the rain. When she protests, he snaps, "It wouldn't do me any good if you caught pneumonia way up here." Later on in chapter 12, Sheriff Tate also worries about this illness. "Don't blame me if Andi comes down with pneumonia from tramping around the wilderness in this weather," he says.

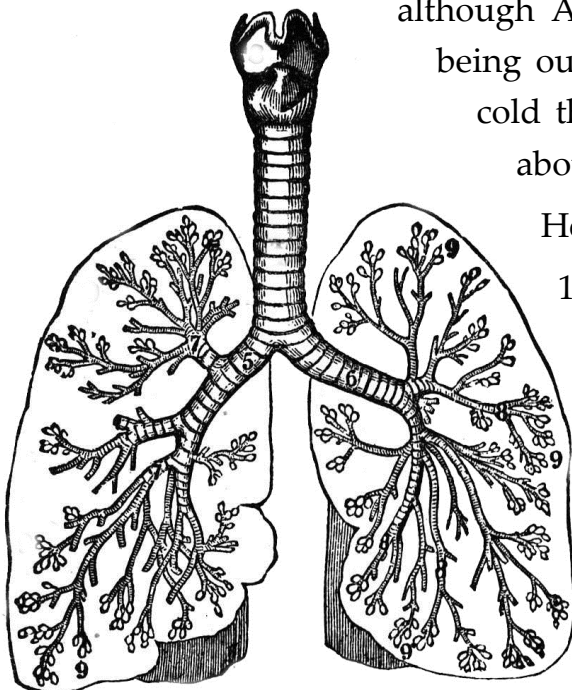
What is pneumonia? It is a dangerous, life-threatening illness that attacks the millions of tiny air sacs in the lungs. These air sacs are so small they can be seen only under a microscope. They are small, but they are very important! The blood in your veins picks up fresh air (oxygen) and gets rid of bad air (carbon dioxide) in these tiny air sacs. If they are filled up with fluid and infection, the blood can't get the air it needs. This can lead to difficulty in breathing and deep, harsh coughing, and it can even cause death.

Pneumonia is usually caused by bacteria or viruses. Sometimes, if you catch a very bad chest cold or a serious case of the flu (influenza), your body can become weak. It then has a harder time fighting off the germs in your lungs. Some of these germs get stronger and start attacking the tiny air sacs. They fill up with fluid, which means there is no room for the blood to get its air supply for the rest of your body.

A person with pneumonia has a deep cough, a fever and chills, and they are short of breath. Sometimes they have stabbing chest pain and they breath faster. In little children, their skin might turn blue (from their blood not getting enough fresh air from the air sacs).

Nowadays, people who catch pneumonia can be treated with antibiotics to kill the bacteria. However, in 1877 there were no antibiotics. Pneumonia was a real danger. So, although Andi would most likely not catch pneumonia from being out in the cold and rain, she could catch a bad chest cold that could lead to pneumonia later. Parents worried about many diseases back then.

Here is a drawing of a person's lungs.



1. The air sacs are the tiny round circles. Color: pink.
2. The bronchioles are the tiny branches. Color: red.
3. The bronchi are two large branches that split to the left and right lungs. Color: blue.
4. The trachea (windpipe) is the large tube that carries air from your nose to your lungs. Color: orange.



Color the picture and cut it out on the dashed line. Learn the verse.

## Determination

"Finally, my brethren, be strong in the LORD  
and in the power of his might." Ephesians 6:10



## Determination

Purposing to accomplish my goals, no  
matter how difficult it appears

Andi has a hard task. She must find her way out of the woods  
and into the valley below. She must keep going even when she  
is tired, cold, and hungry. She is determined to bring back help  
for Mother.

Unscramble the words to learn what it takes to be determined.

Look up the Scripture verses if you need a hint. (I used KJV.)


1. I must be strong and have (ergocua) \_\_\_\_\_.  
Joshua 1:9
2. Once I decide to do the right thing, my heart should not  
(nutr kabc) \_\_\_\_\_. Psalm 44:18
3. I will (sftur) \_\_\_\_\_ and not be afraid. Isaiah 12:2
4. God helps me, so I will not be (damahes) \_\_\_\_\_  
when I determine to do my best. Isaiah 50:7
5. Jesus helps me to be (triemdeend) \_\_\_\_\_  
when I choose to follow Him. 1 Corinthians 2:2
6. I try not to worry, but I share all my \_\_\_\_\_  
(questse) with God. Philippians 4:6
7. I (rayp) \_\_\_\_\_ when I am worried. 1 Thess. 5:17
8. I know that when I am determined and don't give up, God  
will give me the (troyicv) \_\_\_\_\_.  
1 Corinthians 15:57




## Black Bart, a Gentleman Outlaw

Do you remember what you learned about Black Bart in the History Fun section?

Read the facts. If the fact is true, color the stagecoach. If the fact is *not* true, cross it out with a big X.




### BLACK BART




Black Bart began his stagecoach robbing career two years before Andi was born.


Black Bart's real name was Charles E. Boles.




Black Bart robbed stagecoaches twenty-eight times, but his shotgun was never loaded.



Black Bart never robbed the women passengers, only the men passengers.



Black Bart was finally caught when he was shot in the back during a robbery.



After serving his time in prison, Black Bart was released and returned to his robbing lifestyle.

# Answers: Andi to the Rescue—1

## Page 83: Questions Chapters 1-3

### Chapter 1

1. Year will vary; 1877
2. Number of years will vary.
3. B
4. Miss Hall
5. C
6. Justin

### Chapter 2

7. a sprained ankle
8. rain
9. false
10. coughs, sniffles, makes her face hot (not “sneezes.” She tried but could not make one come out.)
11. Answers will vary.

### Chapter 3

12. He died four years ago.
13. She lets Andi drive the horse. She lets Andi start the fire. She won’t ask Andi any questions when her class is called.
14. Johnny Wilson
15. Her friends wish their mothers could teach school too.

## Page 84: Vocabulary Ch. 1-3

### Part 1

Aggie— a marble made from a certain type of stone called agate  
Carriage house— a garage-like place to keep buggies and carriages

Dawdle— to move slowly and waste time

Kindling— small pieces of wood that catch fire easily

### Part 2

(1-3 any order; check pictures for accuracy)

1. aggie
2. carriage house
3. kindling
4. dawdle

### Part 3

1. attention
2. running fast
3. a small hammer
4. a standing clothes closet

## Page 85: Four Seasons

three

1. B
2. C
3. D
4. A

Spring—March, April, May

Summer— June, July, August

Autumn— September, October, November

Winter—December, January, February

## Page 93: Homophones

- |              |           |
|--------------|-----------|
| 1. see       | 12. knead |
| 2. where     | 13. buy   |
| 3. do        | 14. write |
| 4. blew      | 15. sea   |
| 5. not       | 16. knot  |
| 6. here      | 17. blue  |
| 7. need, him | 18. hear  |
| 8. heard     | 19. hymn  |
| 9. by        | 20. right |
| 10. there    | 21. herd  |
| 11. right    |           |

## Page 88: Questions Chapters 4-6

### Chapter 4

1. spitball; pebble
2. true
3. Mother
4. arithmetic
5. bullfrog
6. true

### Chapter 5

7. Miss Hall (or Andi’s teacher)
8. C
9. Answers will vary.
10. a cabin in the woods; picture should include two yellow windows in a cabin, the cabin surrounded by trees, and (optional) horses and riders.

### Chapter 6


11. Paco, Will Benton, Eli
12. on a Wanted poster
13. teach him to read
14. by accident

## Page 89: Vocabulary Chapters 4-6

### Part 1

- |                |           |
|----------------|-----------|
| 1. jefe        | 3. privy  |
| 2. mischievous | 4. ransom |

### Part 2



## Page 94: Questions Chapters 7-9

### Chapter 7

1. sees; the door is half open, light is shining in  
hears: rattling pots and pans, singing
2. He warms Andi’s shoes and socks by the fire; he fixes breakfast for them; he is polite.
3. Eli and Paco have the other horses.
4. a reader (a book)
5. Answers will vary.

### Chapter 8

6. Mr. Benton’s daughter
7. Answers will vary.
8. B
9. mountain lions
10. to read the signs; to read the Wanted poster
11. Little Miss

### Chapter 9

12. D
13. Caroline
14. Paco and Eli
15. He has a bum leg and can’t join his partners in their hold-ups.
16. He wants to read Caroline’s letters.

# Answers: Andi to the Rescue—2

## Page 95: Ten Commandments (in order)

1. You shall have no other gods before Me.
2. You shall not make any graven images.
3. You shall not take the name of the Lord God in vain.
4. Remember the Sabbath Day, to keep it holy.
5. Honor your father and your mother.
6. You shall not kill (murder).
7. You shall not commit adultery.
8. You shall not steal.
9. You shall not bear false witness (lie.)
10. You shall not covet (want what is not yours).

## Page 97: Vocabulary Chapters 7-9

### Part 1

Lean-to—a small shed or shelter with three walls and a slanting roof

Loot—stolen goods

Obliged—grateful; to owe someone a favor

Pneumonia—a life-threatening illness that attacks the lungs

Poncho—a large blanket or waterproof cloth with a slit in the middle for a person's head to go through

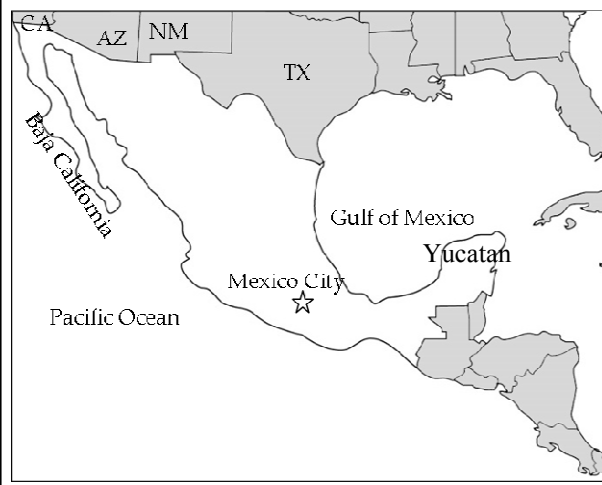
Souvenir—a reminder of an event; a keepsake

Venison—deer meat

### Part 2

- |      |      |      |       |
|------|------|------|-------|
| 1. I | 4. H | 7. C | 10. D |
| 2. A | 5. B | 8. J | 11. G |
| 3. E | 6. F | 9. K |       |

## Page 98: Mexico



## Page 99: Spanish

1. B
2. A
3. E
4. C
5. H
6. D
7. G
8. F
9. I

## Page 100: Questions Chapters 10-12

### Chapter 10

1. five days
2. go for help
3. false
4. A
5. a knife and a bundle of food
6. creek
7. X; so she can show the sheriff the way back to the cabin

### Chapter 11

8. Answers will vary.
9. deer
10. snow
11. true
12. four riders

### Chapter 12

13. the sheriff, Chad, Justin, and Mitch
14. false
15. B
16. to warn Mother to hide (because of the guns)
17. She says "Mother."
18. C

## Page 103: Vocabulary Chapters 10-12

1. C
2. H
3. B
4. F
5. D
6. E
7. G
8. A

### Alphabetical order

#### List #1

gurgling  
mound  
stubborn  
unsheathed

#### List #2

clasped  
crisscrossed  
crossfire  
crumpled

## Page 105: Determination

1. courage
2. turn back
3. trust
4. ashamed
5. determined
6. anxious
7. pray
8. victory

## Page 107: History Fun

- ~~Black Bart began his stagecoach robbing career two years before Andi was born.~~
- Black Bart's real name was Charles E. Boles.
- Black Bart robbed stagecoaches twenty-eight times, but his shotgun was never loaded.
- ~~Black Bart never robbed the women passengers, only the men passengers.~~
- ~~Black Bart was finally caught when he was shot in the back during a robbery.~~
- ~~After serving his time in prison, Black Bart was released and returned to his robbing lifestyle.~~