

Circle C Stepping Stones Activity Pages

Content

The Circle C Stepping Stones books and activities guide can be used as a reading curriculum. The activities cover a wide range of historical and language arts-related topics.

- ⇒ Language arts: vocabulary, reading comprehension, poetry (cinquains), alphabetizing, similes, word puzzles
- ⇒ Geography: map of the Circle C ranch, circus train routes
- ⇒ History: horses, ranching, old-fashioned circuses, telegrams, the trapeze
- ⇒ Math and science: trout, trout math, arm bones, splints, five senses, circus snack math
- ⇒ Character and Bible: character traits “obedience,” Bible verse bookmarks
- ⇒ Crafts and just-for-fun: doughballs (fish bait), mazes, circus poster, tin-can stilts
- ⇒ Music: ballads, “The Flying Trapeze”
- ⇒ Answer keys

Pacing the Activities

Each book’s activities take twenty-one days to complete.

The (optional) Circle C Stepping Stones lapbook packet adds to each book seven unique learning opportunities not covered in this activity guide. It stretches each book’s goals to twenty-eight days. It is available in Ebook (\$6.00) or print (\$12.00) from

www.CircleCSteppingStones.com.

Assignments are scheduled by the day rather than by week, so you can use either a four-day or a five-day school week.

Note: You have permission to copy as many pages from this study guide as you desire for your home or classroom. Not for resale.

Enjoy the adventure!

Susan Marlow





Schedule for Book 1: **Andi Saddles Up**

*Indicates an optional activity found in the *Andi Saddles Up* lapbook.
(Lapbook activities **can be skipped** or purchased at CircleCSteppingstones.com.)

Andi Saddles Up	Day 1	Day 2	Day 3	Day 4
Book	New Words & Chapter 1	Chapter 2	_____	Chapter 3
Activities	Page 7 # 1-6	Page 7 # 7-11	* <i>Lapbook activity for chapters 1-2</i>	Page 7 # 12-16
Andi Saddles Up	Day 5	Day 6	Day 7	Day 8
Book	_____	_____	Chapter 4	_____
Activities	Pages 8-9	Pages 10-11	Page 12 # 1-5	* <i>Lapbook activity for chapters 3-4</i>
Andi Saddles Up	Day 9	Day 10	Day 11	Day 12
Book	Chapter 5	Chapter 6	_____	_____
Activities	Page 12 # 6-10	Page 12 # 11-15	* <i>1st lapbook activity for chapters 5-6</i>	* <i>2nd lapbook activity for chapters 5-6</i>
Andi Saddles Up	Day 13	Day 14	Day 15	Day 16
Book	_____	_____	Chapter 7	Chapter 8
Activities	Pages 13-14	Pages 15-16	Page 17 # 1-6	Page 17 # 7-12
Andi Saddles Up	Day 17	Day 18	Day 19	Day 20
Book	_____	Chapter 9	_____	_____
Activities	* <i>Lapbook activity for chapters 7-8</i>	Page 17 # 13-17	Pages 18-19	Pages 20-21
Andi Saddles Up	Day 21	Day 22	Day 23	Day 24
Book	Chapter 10	_____	Chapter 11	Chapter 12
Activities	Page 22 # 1-6	* <i>Lapbook activity for chapters 9-10</i>	Page 22 # 7-12	Page 22 # 13-17
Andi Saddles Up	Day 25	Day 26	Day 27	Day 28
Book	_____	_____	History Fun	_____
Activities	Pages 23-24	Pages 25-26	Page 27	* <i>Lapbook activity for chapters 11-12 & history fun</i>


Andi Saddles Up Chapters 1-3

Answer the questions about what you have read.

Chapter 1: Birthday Wish

1. The setting of a story is “where” and “when” the story takes place.
Where does *Andi Saddles Up* take place? _____
When does *Andi Saddles Up* take place? _____
2. Andi is excited. Why? _____
3. How long has Andi waited to finally become “horse and rider”? _____
4. Who joins Andi in the barn? _____
5. Circle the names of everyone who has used Coco’s old saddle in the past:
Mother • Chad • Andi • Father • Justin • Sid • Mitch • Melinda
6. What does Andi want for her birthday? _____

Chapter 2: Birthday Interruption

7. Andi’s birthday breakfast is _____ and _____
8. What is your favorite breakfast? _____
9. Draw one of Andi’s birthday presents: 
10. What language (besides English) does Andi speak?

11. Who barges in and interrupts Andi’s birthday breakfast?

Chapter 3: Horse and Rider

12. Why is Andi hiding under the table? _____
13. What surprise does Andi find outside? _____
14. Where does Chad take Andi?
A. to town B. to the cattle herd C. to a special spot by a creek
15. True or false? (circle one) Taffy is already an excellent cow pony.
16. *Think for yourself:* What question do you think Andi wants to ask Chad at the end of chapter 3? _____

Vocabulary Words for Chapters 1-3

Part 1: Draw a line between the words and their meanings. (See pages 7 & 8 in the book.)

alfalfa	• a golden-colored horse with a white or cream-colored mane and tail
ranch hand	• the best kind of hay for horses and cattle
palomino	• equipment used on horses: saddles, stirrups, bridles, halters, and reins
tack	• someone who works for the owner of a ranch; also called a "cowhand"
filly	• a horse that has been trained to carry a rider
cinch (verb)	• to prepare a horse for riding with saddle, reins, and other tack
saddle broke	• a young, female horse
tack up	• to fasten tightly



Part 2: Each underlined word below comes from chapters 1-3 and is used in a sentence from the story. Circle the best meaning for each underlined word.

- "Don't pay Mr. Hollister any mind," Chad said. "He's just full of bluster."
Bluster means . . . an outward show of pretend temper • an apology
- Andi had ridden Taffy bareback plenty of times during the past year.
Bareback means . . . without a saddle • without the reins • without a bridle
- Taffy was too pretty to lug around a shabby piece of leather on her golden back.
Lug means . . . to throw • to carry • to draw
- Mr. Hollister scooped his raggedy hat off the floor and plunked it down on his head.
Raggedy means . . . brand new • colorful • old and torn
- Andi bit back a sassy reply before it sneaked out.
Sassy means . . . polite • disrespectful • teasing
- Thoughts of scary Mr. Hollister vanished.
Vanished means . . . disappeared • ran away • kept coming back

Taffy's New Saddle

In chapter 3, Andi gets a birthday surprise—a new saddle. Below is Taffy and her new saddle. The saddle is missing its star designs and silver conchos. Do these things:

1. Decorate the saddle (see page 28 in the book if you need help), then color Taffy. She is a palomino with white socks and a white blaze on her nose.
2. Tack is equipment used on horses: **saddle, stirrups, bridle, reins, cinch, bit, and saddle blanket**. The cinch and saddle blanket are missing. Draw them where they go. Color.
3. Draw lines from the tack pieces listed below to where you see them on Taffy.


BRIDLE

BIT

REINS

SADDLE

STIRRUPS




Decorate Your Saddle

Taffy's saddle is decorated with hand-tooled stars and silver conchos. What would your favorite saddle look like? Here's your chance to design a saddle just how you would like it.

Name Your Horse

If you had a horse of your own, what would you name him or her? Or, if you already have a horse or a pony, what is their name?



Poetry

Andi is learning poetry at school. What is poetry? It is a kind of literature that often uses rhyming words and a beat to make the words flow smoothly. The simplest form of poetry is like Andi's poem in chapter 1: "Today is the day. How I love the month of May." Another is "Rain, rain, go away. Come again another day" or "Twinkle, twinkle, litter star, God has made you what you are." The only rule for this two-line kind of poem is that the last word in each line must rhyme. Most hymns in church follow this kind of poetry rule: "Jesus loves me, this I know. For the Bible tells me so."

1. Look on page 10 of *Andi Saddles Up*. Copy another rhyming poem that Andi told Taffy. Circle the two words that rhyme.

_____ (line 1)

_____ (line 2)

Try it!

Using the examples above, write your own two-line poem that rhymes.

_____ (line 1)

_____ (line 2)

Cinquain

There are many types of poetry. Some poems do not even rhyme. A poem may have only five words. Other poems, called "ballads," go on and on for pages! One interesting kind of poem is a "cinquain." It has five lines, and each line has a rule.

Line 1: one word, the subject of the poem

Line 2: two words that describe the subject

Line 3: three words (often "ing" words)

Line 4: four words that describe the subject more

Line 5: another word for the subject

Cat
Claws, whiskers
Purring, meowing, scratching
Pounces on a mouse
Hunter





Let's Write Cinquains

Here is another example of a cinquain. It follows the rules for this kind of poem (the exact number of words for each line).

In the boxes below, write two cinquains about any person, place, thing, or animal. Have fun! Look back on page 10 for the rules.

Creek
Swift, deep
Rushing, bubbling, gurgling
Splashes over the rocks
Brook



Andi Saddles Up Chapters 4-6

Answer the questions about what you have read.

Chapter 4: No Means No

1. What trick does Andi want to learn to do with Taffy?
A. ride Taffy with no hands B. stand up on Taffy's back C. lasso the calves
2. True or false? (circle one) Andi must wait until she is older to learn to trick ride.
3. Andi gets mad at Chad. Later she is sorry for losing her temper. In her anger, she forgot three nice things Chad has done for her. What are they? (See page 35.)

4. Mother lets Chad make all of the ranch decisions. Circle the decisions that Chad gets to make for Andi: • which horse she can ride • when Andi goes to bed
Andi's outside chores • when to train Taffy • where Andi can fish
5. Who helps Andi with her new saddle? A. Chad B. Justin C. Sid D. Mitch

Chapter 5: Special Spot

6. What kind of bait has Andi brought along to catch fish? _____
7. What does Andi do when she figures out the fish are not biting?
A. She goes home. B. She digs some fresh bait. C. She climbs a tree.
8. Why is the strange girl following the creek? _____
9. Andi learns that the man who barged into their home during breakfast is Sadie's

10. What trade does Sadie want to make with Andi? _____

Chapter 6: New Friend

11. What word does Andi spell wrong during the spelling bee? _____
12. Circle the ingredients in Sadie's special dough ball recipe:
milk • sugar • cheese • garlic • oil • flour • salt • cornmeal • honey
13. Name two animals that like the smell of fish stink: _____
14. Why doesn't Sadie like her own cats? _____
15. Which cat does Sadie choose to take home? _____

Vocabulary Words for Chapters 4-6


Part 1: Fill in the correct word from the New Words on pages 7 and 8. Clues are given.

1. When Andi loosened the _____ and yanked, the leather seat came down. (the wide strap that goes under the horse's belly and holds the saddle in place)
2. When Andi closed her eyes, she saw trout snapping up _____ as fast as she dropped her hook into the water (a small lump of dough used as bait for fishing)
3. Andi even forgot he'd told her she could ride Taffy out on the _____ by herself. (wide-open, natural grazing land for horses, cattle, and sheep)
4. "Caught me a _____ full of fish the other day," Sadie said.
(a line that holds fish to keep them alive in water after being caught)
5. "Enough _____," the teacher scolded Andi. "It's your turn. Spell *trowel*." (daydreaming)

Part 2: Use the clues to fill out the crossword puzzle with words from chapters 4-6.

WORD BOX

risky apology licorice boundaries gripped whittle stammered



ACROSS:

4. a sweet, chewy black candy
6. held on tightly
7. spoke with a stutter

DOWN:

1. property lines
2. to carve into wood using little slices
3. something said to show you are sorry.
5. something full of danger

Characters

A story has a long list of characters. The main character is the most important character in a story. The other characters add interest and excitement to the story and often help the main character solve his or her problem.

1. Who is the main character in *Andi Saddles Up*? _____
2. How old is the main character? _____

Who Said It?

Sometimes we can learn about the characters in a story not only by what they do but also by what they say and how they say it. The characters in chapters 4-6 do a lot of talking.



Can you figure out who says each of the sentences below? Use the word box for help. The names can be used more than once.


WORD BOX

Andi Miss Hall Melinda Luisa Mitch Chad Sadie

3. "This is the prettiest spot on the whole ranch." _____
4. "If you try that or any other reckless stunt, you won't be riding Taffy at all."

5. "Enough woolgathering. It's your turn to spell." _____
6. "I guess it's finders keepers, losers weepers." _____
7. "If wishes were horses . . . beggars would ride." _____ & _____
8. "Next time you go riding, don't forget your hat." _____
9. "Such a fish fry we will have tonight!" _____
10. "Let's get going before those fish rot in the heat." _____
11. "Where's your bait?" _____
12. "I tried dough balls once. They didn't work." _____
13. "You can't catch nothin' with those teensy things." _____
14. "I dug up these worms just for you. Don't you like them?" _____

Trout



Andi loves to fish! The fish she catches in the creeks of California are called rainbow trout. They are a freshwater, salmon-type fish that live in lakes and streams in the Pacific coast states of North America. Andi can spot a rainbow trout by the broad, red stripe from its gills to its tail.

This stripe is especially bright on the adult male. Sadie was excited that the trout Andi caught was “three pounds at least.” Rainbow trout average between one and five pounds. If they don’t get caught and eaten, a rainbow trout can live up to eleven years.

Rainbow trout lay eggs in the early spring in shallow creeks with gravel bottoms. The female beats her tail to clear a spot and lays thousands of eggs. A male trout is nearby. He releases sperm to fertilize the eggs. All this time the female is busy beating her tail some more to cover the eggs with the fine gravel. The babies (fry) hatch in four to seven weeks. They eat microscopic plants and grow fast, turning into fingerlings (baby trout as long as your finger).

Rainbow trout will eat anything they can catch: insects (like ants, grasshoppers, and beetles that fall into the water), other fish eggs, and small fish. They will even eat rotting flesh from dead fish in the water.

What’s the best way for Andi to catch a rainbow trout? Its favorite food is salmon eggs. They like grasshoppers too if Andi wants to spear one on her hook when grasshopper season comes (in the fall). Since trout can taste and smell, anything that lures them to a fishing hook will work—and the smellier the better. Use your imagination, and the trout will probably bite. Sadie’s secret dough ball recipe is a winner. Here it is for modern fishermen. (Don’t eat these dough balls. They are for the trout.)

Sadie’s Secret Dough Ball Recipe

Melt 4 ounces of soft cheese (Velveeta is best) in the microwave. Mix the melted cheese with 2 cups water, 1 cup flour, 1 cup cornmeal, 1/2 cup sugar, and 2 tablespoons garlic powder. Add more flour or water to make a nice dough.


Fill a tall pan with water and bring it to a boil. Grab small pieces of the dough and roll into balls. Drop them into the boiling water for two minutes. Gently remove the dough balls with a slotted spoon (so the water drips back into the pan) and lay them on paper towels to dry. (If this is too much work, you can buy PowerBait. It’s the same thing.)



Trout Math

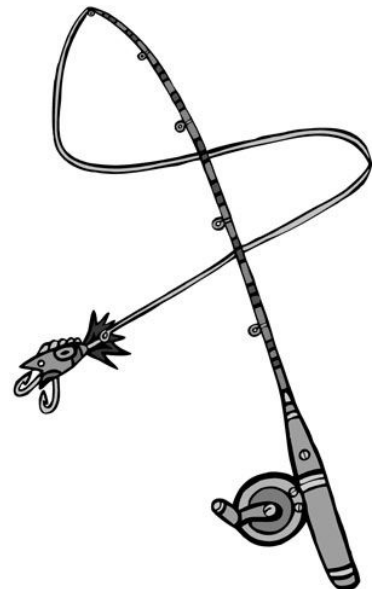
1. Andi brought home 15 trout for her family of 6. If everyone ate the same number of trout for supper, how many trout did each person in the family eat? _____
2. How many trout were left over? _____
3. The next day, Mitch told Andi to catch twice as many trout than she caught in problem #1. How many trout did Mitch tell Andi to catch? _____
4. A trout laid 3,445 eggs in the morning, 2,556 eggs later in the day, and 6,298 eggs at the end of the day. How many eggs did this trout lay in all? _____
5. 9,778 baby trout (fry) hatched. They were soon as long as Andi's fingers (fingerlings). They swam as fast as they could, but 4,622 fingerlings got eaten by other fish. How many fingerlings lived long enough to become adult trout? _____

Work Space



Trout Maze

Follow the maze to help Andi catch a trout from her special spot.




Andi Saddles Up Chapters 7-9

Answer the questions about what you have read.

Chapter 7: Surprises

1. What does Chad want his foreman Sid to do?
A. go to town for the sheriff B. build a fence C. talk to Mr. Hollister
2. What is the name of Chad's horse? _____
3. How do Andi and Sadie manage to keep Licorice in the sack? _____

4. *Think for yourself:* When Sadie told Andi she had a surprise for her, what did you think it was (before you found out)? _____
5. Barbed wire is fencing with sharp barbs.  Draw two fence posts and the number of strands of barbed wire Andi sees.
6. What does Sadie give Andi for the trade? _____

Chapter 8: Showoffs

7. The boundary argument between Andi's family and Sadie's family involves which two kinds of livestock? _____
8. Name three of Sadie's brothers: _____
9. What does Sadie offer to teach Andi? _____
10. Who helps Andi and Sadie stuff the lamb into the sack? _____
11. Andi asks _____ for milk. A. Mother B. Cook C. Chad
12. What does Andi name her lamb? _____

Chapter 9: Trouble

13. How long is Andi able to keep her lamb hidden before it's found? _____
14. True or false? Keeping the lamb is not a ranch decision. It is Mother's decision.
15. What is "mutton"? _____
16. What does Chad see that makes him gallop away on Sky?
A. The fence is torn down. B. Sheep are hurt and dying. C. Circle C cattle are hurt.
17. Circle the two things Mr. Hollister says he plans to do.
build a dam on the creek • shoot anyone who comes near his place
tear down any fences Chad puts up • shoot Circle C cattle that go on his land

Vocabulary Words for Chapters 7-9

Match the words with their definitions. Look on the book page numbers if you need help.

1. A conchos, p. 59

~~A. silver decorations on a saddle~~

2. _____ mutton, p. 61

B. cuddled

3. _____ butted, p. 63

C. hung down

4. _____ snuggled, p. 66

D. grumpy; mean; impatient

5. _____ whicker, p. 69

E. a soft neigh or whinny

6. _____ gruff, p. 71

F. sheep meat

7. _____ dangled, p. 82

G. rammed with its head; hit hard

8. _____ jim-dandy, p. 82

H. very good; great



Alphabetical Order

Look at the eight vocabulary words above from chapters 7-9. Can you put them in alphabetical (ABC) order? If you are not sure what that means, keep reading. The alphabet is written in order from A to Z. It looks like this:

A B C D E F G H I J K L M N O P Q R S T U V W X Y Z

To put words in ABC order, look at the **FIRST LETTER** of each word. Then put the words in order with "A" coming first. Example: If you put **zebra, cat, horse, dog, walrus** in alphabetical order, they would look like this: **cat, dog, horse, walrus, zebra**. Now you try it with the eight vocabulary words above. The first word has been done for you.

butted

Below are eight more words from chapters 7-9. Write them in alphabetical order on the lines to the right. The first one has been done for you.

bossy

ranch

dirt

gallop

shotgun

pasture

fence

~~bossy~~

crazy

Similes: Interesting Ways to Write

It's fun to use word pictures in your writing. Some of these word pictures are called "similes." Similes are words that compare one thing with another like, "Her fingers felt as cold as ice cubes." We know fingers are not really ice cubes, but the sentence paints a picture in your mind of how cold somebody's fingers might be. It's a lot more fun than just saying, "Her fingers were very cold."

The words "like," "as," or "than" are used in similes. Each sentence below comes from chapters 7-9 in the book. For each sentence, do these things:

- 1) Circle "like," "as," or "than" to show the sentence is a simile.
- 2) Fill in the blanks to compare the given word (or words) to the word picture.
- 3) Draw the word picture.



1. The last week of school dragged by slower than a turtle race.

School is being compared to a _____

1

2. The lamb had fallen asleep and lay like a limp rag.

The lamb is being compare to a _____

2

3. Granny's face was creased with more wrinkles than a walnut.

Granny's face is being compared to a _____

3

4. "Pa is madder than a hornet," Sadie told Andi.

Pa is being compared to a _____

4

5. Andi knew Chad would be madder than a whole *nest* of hornets.

Chad is being compared to a _____

5

Your turn: Finish this simile with a word picture of your own. Draw it.


6. Tommy ran as fast as _____

6

Geography: Map of the Circle C Ranch



The map to the left shows the state of California. The little square shows where the Circle C ranch is located. The map below is a close-up view of a very small part of the ranch. The map is not to scale. This means that the distance between Andi's house and Sadie's place is much farther than it appears on the map.



Geography: Map of the Circle C Ranch

Andi lives in the state of California. California became a state in 1850, long before Andi or her sister or brothers were born. The Circle C ranch stretches for thousands of acres, from the San Joaquin Valley in the west to the foothills of the Sierra Nevada (mountains) in the east.

Directions are important for map reading. A symbol that looks like this is called a compass rose. A compass rose shows north, south, east, and west and helps you know which direction you are looking at a map so you can figure out where you are going.



1. Find the compass rose on the map. North has been labeled **N**. Label “S” for south, “W” for west, and “E” for east. Ask for help if you are not sure of your directions.
2. Using colored pencils, color Andi’s ranch house. Write “Circle C Ranch” below it.
3. Find the cabin up in the foothills. Label it “Hollister Place.” This is Sadie’s home.

Use the compass rose directions to find your way around on the map.

4. And’s special spot is straight north of her house and between two foothills. Draw a tree next to the creek to show that it is her special spot.
5. Label the creek that flows by Andi’s special spot “Big Dry Creek.”
6. The dotted line just south of Sadie’s house is the original course of Spring Creek (and the original boundary line between the Circle C ranch and the Hollister place). It is dry now. Draw some fence posts sticking up out of the creek bed.
7. The creek directly south of the old boundary line is the creek’s new course. Label this creek “Spring Creek.”
8. Between the old creek bed and Spring Creek’s new course lies a chunk of land. Color it light green. Label it “Disputed Land.” Disputed means “arguing over something.”
9. *Think for yourself:* The Carters and the Hollisters are arguing over who owns the two hundred acres. Where do you think the boundary should be? The original creek? Or Spring Creek’s new course? Why do you think so? _____

Andi Saddles Up Chapters 10-12

Answer the questions about what you have read.

Chapter 10: The Accident

1. Circle the three things Andi and Mother want to pray about:
the Carters will win the boundary war • God will put the creek back
everyone will get along • nobody will get shot • the Hollisters will move
2. True or false? When Sadie comes to the special spot, Andi tells her to go home.
3. Why is Andi angry? _____
4. What does Sadie offer to give back to Andi? _____
5. Andi asks Sadie to teach her something. What is it? _____
6. What is Andi afraid of?
A. falling off Taffy B. hitting a tree C. disobeying Mother D. disobeying Chad

Chapter 11: Painful Lesson

7. Where does Andi wake up the first time? _____
8. Where does Andi wake up the second time? _____
9. Who does Mr. Hollister send to find Andi's family? _____
10. _____ splints Andi's arm and bandages her head.
11. Andi wants her mother. Who comes instead? _____
12. True or false? (circle one) Chad knows all about how Andi came to fall off her horse.

Chapter 12: Good Neighbors

13. Chad stays for coffee, but nobody chats in a friendly way. Write what each person does instead.
Granny: _____
Mrs. Hollister: _____
Sadie: _____
Zeke: _____
Mr. Hollister: _____
14. What does Chad do that shocks and pleases the Hollisters? _____

15. Why does he do it? _____
16. True or false? (circle one) Andi tells the truth about why she fell off Taffy.
17. What is her punishment? _____

Vocabulary Word Search Chapters 10-12

Use the clues to find eight vocabulary words from chapters 10-12.

Use the word box if you need help.

Clues

- a place to keep clothes; a closet
- a person living nearby
- plants used for flavoring, food, or medicine
- the owner of a large piece of land who raises cattle or horses
- used to treat illness or injury; usually taken by mouth
- annoying; irritating
- pests; parasites
- a feeling of resentment against another person

Word Box

medicine	neighbor
wardrobe	grudge
herbs	vermin
rancher	pesky

**“Do you give the horse
his might?**


**Do you clothe his neck
with a mane?**

**Do you make him leap
like the locust?**


**His majestic snorting is
terrible.**

**He paws in the valley
and rejoices in his
strength.”**

Job 39:19-21



Color the horses.



Character Counts: Obedience



Andi's family does not tell her she cannot learn to trick ride because they want to be mean and make Andi unhappy. Chad and Mother know how dangerous those kinds of stunts can sometimes be. They love Andi and don't want to see her get hurt or killed.

Andi learns the hard way how important it is to obey. Obeying parents, teachers, and others who have the rule over us protects us from danger and keeps us safe. Learning to obey also teaches us what it means to obey the most important Person of all: God. If we obey His words from the Bible, life will go a lot better for us than if we always demand our own way.

It hurts on the inside (and sometimes on the outside) to disobey, but pain helps us remember. Andi decides she will never again trick ride without permission. If the thought to give it another try does come to Andi's mind, the memory of her broken arm and her bumped head will probably remind her not to give in but to stand firm and obey.

Do you remember how Andi feels when she is just about to disobey? Circle how she feels:
her stomach turns over • her heart sings • her heart pounds • her legs wobble • smiley

Have you ever felt these feelings just before you disobeyed or were ready to do something else wrong, like tell a lie or sneak a cookie? (circle one) **Yes No**

Think for yourself: Draw a picture of a time when you were ready to disobey (or do something else wrong). Under the picture write how you felt. Did your hands shake? Did your heart beat fast? Did your stomach hurt? If so, that is your conscience (your heart) warning you not to do wrong. Did you stand firm or did you give in and disobey?

This is how I felt: _____



I (circle one): disobeyed or did the wrong thing • I obeyed or did not do wrong.

What happened next? _____

A Broken Arm

Andi disobeyed and decided to try the stand-up trick on Taffy. At the last second, she changed her mind, but it was too late. She crashed into a tree and fell off Taffy. Not only did she bang her head and knock herself out, but she also broke her arm.



Look at the picture on the left. It shows the inside of an arm. Three long bones make up the arm. The upper bone is called the humerus. It is connected to the shoulder joint. At the elbow, the humerus connects with two thinner bones in the lower arm ("forearm"): the ulna and the radius. The radius is the bone on the thumb side of the arm. The ulna is the bone that sits on the pinkie finger side of the arm.

God's design is amazing! The humerus is a single, strong bone that can rotate at the shoulder joint. The ulna and the radius in the forearm can turn to give your hand and wrist side-to-side movement.

A group of eight wrist bones called the carpals lies just below the radius and the ulna. These tiny bones allow your wrist to move in many directions like waving good-bye. The metacarpals are the long hand bones. There are three phalanges for each finger (two for the thumb).

Which bone did Andi break when she fell off Taffy? The picture below shows an x-ray of an elbow, the two forearm bones, the wrist bones, the hand bones, and the finger bones. Andi broke her left arm. If there had been an x-ray machine in 1877, this is what Andi's broken arm would have looked like on the inside. Can you see the crack?



From what you learned from reading above, circle which bone Andi broke:

HUMERUS

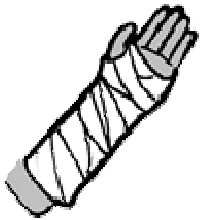
ULNA

RADIUS

Healing a Broken Arm

Fortunately for Andi, her bone only cracked and did not break into two pieces. If it had, the healing process (especially in the 1800s) would have required more than Granny simply splinting and wrapping Andi's arm. A bone broken in two pieces would have to be set, which means pulling on the arm until the broken ends line up so they can grow back together. *Ouch!* That would hurt worse than Andi breaking her arm in the first place.

The kind of injury Andi received is called a "greenstick fracture." It is the kind of break many children experience. (Adults do not. Their arms would simply snap). It can be compared to trying to bend and break a wet (green) branch in half. Part of it breaks, but not clear through.



Granny splinted and wrapped Andi's arm. A splint is made from some kind of stiff material (flat lengths of wood in Andi's case) placed on either side of her arm. Bandages are then wrapped around the arm to keep the splints in place. This holds the arm bone in place so it can heal straight.

Children heal quickly from broken bones (four or five weeks). The older the person, the longer it usually takes for the bone to grow back together. Children grow fast. So do their bones. Once Andi's bone heals, it will be just as strong as it was before her accident. The same bone is not more or less likely to break again.

Color the Bones

Can you remember the names of the different bones of your arm, wrist, and hand? Using colored pencils, color the different bones.

You may look on the previous page to refresh your memory. When you are finished, put a black "X" where Andi broke her arm.

HUMERUS: green

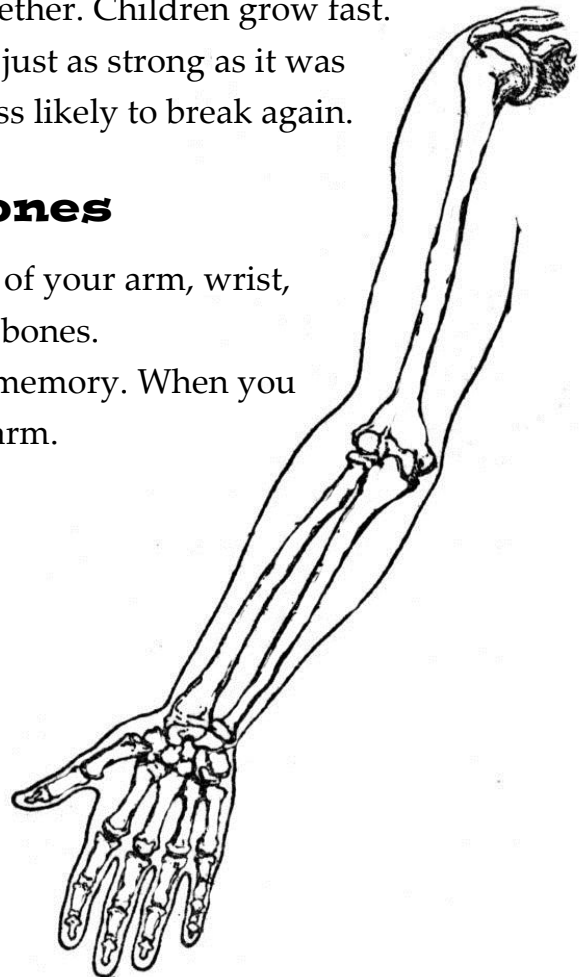
PHALANGES: orange

ULNA: red

RADIUS: blue






METACARPALS: purple

CARPALS: yellow



Sheep and Cattle Wars

Do you remember what you read in the History Fun section about the sheep and cattle wars of the Old West? If the fact on the sheep or cow is true, color it. If it is not true, cross it out with a big X.



Answers: Andi Saddles Up - 1

Page 7: Questions Chapters 1-3

Chapter 1

1. California (Circle C ranch); 1877 (spring)
2. It is her birthday.
3. 3 years
4. Chad (her brother)
5. Chad, Andi, Justin, Mitch, Melinda
6. a new saddle

Chapter 2

7. waffles and hot chocolate
8. Answers will vary.
9. Drawings will vary.
10. Spanish
11. Mr. Hollister

Chapter 3

12. She is afraid of the loud stranger.
13. a new saddle
14. C
15. false
16. Answers will vary.

Page 8: Vocabulary Chapters 1-3

Part 1

Alfalfa: the best kind of hay for horses and cattle

Ranch hand: someone who works for the owner of a ranch; also called a "cowhand"

Palomino: a golden-colored horse with a white or cream-colored mane and tail

Tack: equipment used on horses: saddles, stirrups, bridles, halters, and reins

Filly: a young, female horse

Cinch (verb): to fasten tightly

Saddle broke: a horse that has been trained to carry a rider.

Tack up: to prepare a horse for riding with saddle, reins, and other tack.

Part 2

1. Bluster: an outward show of pretend temper
2. Bareback: without a saddle
3. Lug: to carry
4. Raggedy: old and torn
5. Sassy: disrespectful
6. Vanished: disappeared

Page 10: Poetry

1. "It's our birthday today. Yours and (mine).
You're three and I'm (nine)."

Page 12: Questions Chapters 4-6

Chapter 4

1. B
2. false (Chad says it's too dangerous.)
3. - She got a new saddle; - She can ride Taffy alone; - Chad showed her a special spot
4. which horse she can ride; Andi's outside chores'; when to train Taffy
5. A

Chapter 5

6. worms
7. C
8. to see where it goes
9. father (pa)
10. doughballs for a ride on Taffy's new saddle

Chapter 6

11. TROUT
12. sugar, cheese, garlic, flour, cornmeal
13. flies and cats
14. They scratch and bite.
15. Licorice

Page 13: Vocabulary Chapters 4-6

Part 1

1. cinch 2. doughballs 3. range 4. stringer 5. woolgathering

Part 2—Crossword Puzzle

Across:

4. licorice
6. gripped
7. stammered

Down:

1. boundaries
2. whittle
3. apology
5. risky


Page 14: Characters & Who Said It?

- | | | |
|----------------|--------------------|-----------|
| 1. Andi Carter | 6. Sadie | 11. Mitch |
| 2. 9 years old | 7. Mitch & Melinda | 12. Andi |
| 3. Andi | 8. Chad | 13. Sadie |
| 4. Chad | 9. Luisa | 14. Andi |
| 5. Miss Hall | 10. Sadie | |

Page 16: Trout Math

1. Everyone ate 2 fish.
2. There were 3 fish left over.
3. 30 fish
4. 12,299 eggs were laid.
5. 5,156 fingerlings lived.

Maze



Answers: Andi Saddles Up - 2

Page 17: Questions Chapters 7-9

Chapter 7

1. B
2. Sky
3. Andi gives the cat a piece of raw fish.
4. Answers will vary.
5. Check drawing.
6. a lamb

Chapter 8

7. Sheep and cattle
8. Zeke, Tom, and Jonah
9. The stand-up trick
10. Zeke
11. B
12. Snowball

Chapter 9

13. 3 days
14. false
15. sheep meat
16. A
17. Shoot anyone who comes near his place;
tear down any fences Chad puts up.

Page 22: Questions Chapters 10-12

Chapter 10

1. God will put the creek back; everyone will
get along; nobody will get shot
2. false
3. Chad has told her she can't see Sadie
anymore.
4. the cat Licorice
5. the stand-up trick
6. C

Chapter 11

7. on a horse
8. in a bed at the Hollisters
9. Zeke
10. Granny
11. Chad
12. False

Chapter 12

13. Granny: rocks in her rocking chair
Mrs. Hollister: gives everybody coffee
Sadie: grabs coffee and sits by Andi
Zeke: goes outside
Mr. Hollister: says he has to get to work
14. Chad gives them the disputed land.
15. He's grateful they took care of Andi.
16. true
17. She can't ride Taffy until her arm heals.

Page 18: Vocabulary

Chapters 7-9

- | | |
|------|------|
| 1. A | 5. E |
| 2. F | 6. D |
| 3. G | 7. C |
| 4. B | 8. H |

Alphabetical Order

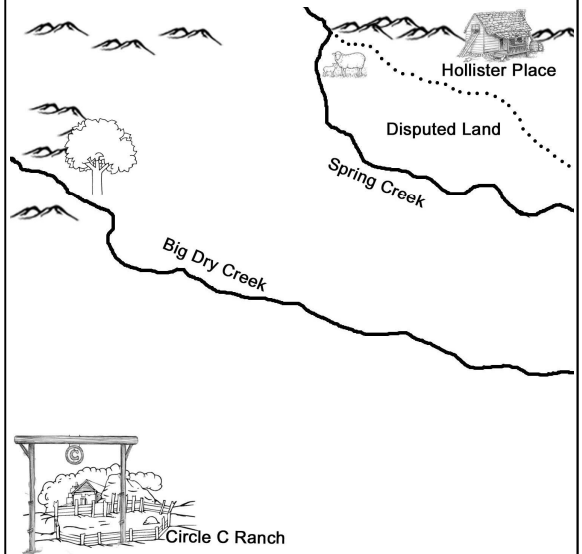
- | | |
|-----------|---------|
| butted | bossy |
| conchos | crazy |
| dangled | dirt |
| gruff | fence |
| jim-dandy | gallop |
| mutton | pasture |
| snuggled | ranch |
| whickered | shotgun |

Page 19:

Similes

1. turtle race
2. limp rag
3. walnut
4. hornet
5. nest of hornets
6. Answers will vary.

Pages 20-21: Map of the Circle C Ranch



Page 23: Word Search

Q	U	L	K	T	H	M	R	S	D	O	U
F	V	T	Z	Z	E	E	X	P	D	I	K
K	N	E	S	P	R	D	R	P	I	E	P
S	E	X	R	I	B	I	X	W	P	I	Q
G	I	G	X	M	S	C	Y	A	E	X	W
O	G	J	R	H	I	I	R	S	O	D	
T	H	G	U	U	A	N	D	D	K	J	M
G	B	G	G	L	D	E	Q	R	Y	Y	A
S	O	M	W	Y	T	G	L	O	Q	W	Z
O	R	L	A	N	N	E	E	B	Q	Y	H
H	R	A	N	C	H	E	R	E	O	U	G
O	K	D	T	I	B	V	I	M	I	C	D

Page 24: Obedience

Circle: Her stomach turns over; her heart pounds; her legs wobble.

Page 25: Broken Bone

ULNA

Page 27: Sheep and Cattle Wars


Cattle

The cattlemen and sheepherders fought for over one hundred years. The arguments broke out because of something called "open range." In the 1800s, cattlemen were the kings of the West.

Sheep


~~Ranchers never raised sheep and cattle together.~~
Sheep can eat the grass until the land is stripped bare.
~~Sheepherders always started the range wars.~~

Coming Fall 2017
Don't miss books 3 and 4 in the
Circle C Stepping Stones series!



What's more fun than being nine years old, living on a ranch, and having your own horse? A roundup! When the Circle C ranch decides to host a rodeo with two other ranches, dozens of cowboys eagerly sign up to prove they're the best riders and ropers in the valley. Andi aims to prove she can lasso too, even if big brother Chad insists the contest is not for kids. After hearing exciting tales of past rodeos, Andi thinks there must be some way kids can be included. She snags her lasso, her palomino filly, Taffy, and seeks help from her friend Sadie up in the hills.

Word spreads about the roundup, but rodeo day turns dangerous. The sheepherding Hollisters show up, ready to participate. They have even brought along a few sheep for the kids to ride. Sheep on a cattle ranch is the ultimate insult to the ranchers. Will a friendly rodeo turn into a range war? What can Andi and her family do to keep their neighbors and themselves safe?



Andi Carter doesn't want to go to school this rainy fall morning. Miss Hall is sick, and Mother is the substitute teacher. What will Andi's friends think? But Andi has bigger troubles ahead. Two outlaws kidnap them after school, thinking Mother is Miss Hall. It's too dangerous to correct this mistake and too late for Andi to run for help.

The men take Andi and Mother to a remote cabin, where Gentlemen outlaw, Will Benton, asks "Miss Hall" to teach him to read. When Mother learns Mr. Benton plans to keep them for several weeks, she sneaks Andi out the window, with instructions to follow the creek and bring back help. But the cold, rainy woods are thick and scary, and the creek seems to go on forever.

Andi eventually meets up with the search party, but there's no time to rest or get warm. She must retrace her steps and lead her brothers and the sheriff back to Mother—before the outlaws take their "teacher" and disappear forever.